

Certain specification(s) are based on engineering calculations and are not actual measurements. Specification(s) are provided for comparison purposes only and are subject to change without notice. Specification(s) for your individual Develon equipment will vary based on normal variations in design, manufacturing, operating conditions, and other factors. Pictures of Develon units may show other than standard equipment

develon-ce.com

Construction Equipment
HDIPBE-01-2304

©2023 HD Hyundai Infracore. All rights reserved.



DEVELON

Powered by Innovation

DEVELON

Construction Equipment

DX19Z-7B



OUTSTANDING PERFORMANCE WITH EASY CONTROL



INCOMPARABLE PERFORMANCE

- Outstanding travel performance
- Independent 3-pump hydraulic system making complicated work easy.

NEW FEATURES

- Variable Track Width
- Boom Swing Function
- Well-Balanced Work Range
- Compartment For Storage
- Ascending Degree Of Dozer Blade

ENHANCED CONVENIENCE

- Front Footrest
- Emergency Engine Stop Button
- Detachable Canopy
- Cylinder Guard
- LED Light
- Battery Box - Easy Access
- Extra Operator Comfort



INCOMPARABLE PERFORMANCE



ENGINE

The DX19Z-7B is powered by economic and powerful Yanmar engine. Precise timing of fuel injection provides optimized fuel consumption.

The Yanmar engine delivers a superior performance while meeting the Tier 3 emission regulations.

INDEPENDENT 3-PUMP HYDRAULIC SYSTEM

When operating the machine, the loading motion is smooth and more stable, with faster speed. Since this machine can move around in tight spaces, it is suitable for replacing manual labor in various urban settings such as road improvement, drainage cleaning, and indoor ground works.



NEW FEATURES



1. VARIABLE TRACK WIDTH

The DX19Z-7B features a hydraulic track gauge that can be adjusted to between 950 mm and 1,360 mm. You can reduce the track gauge to navigate narrow spaces or increase it to improve functionality.



2. BOOM SWING FUNCTION

The boom swing function allows to work in very narrow areas.




3. WELL-BALANCED WORK RANGE

The bucket can dig deeper and its operation range, also include the area in front of it. All blades provide excellent departure angles and higher profile for better dozing performance.



4. COMPARTMENT FOR STORAGE

A handy compartment in the seat-back holds manuals and other documents.



5. ASCENDING DEGREE OF DOZER BLADE

With the dozer tucked back, a maximum loading angle of 33 degrees makes it easier to load it onto a trailer.

ENHANCED CONVENIENCE

1. FRONT FOOTREST

Additional footrests allow for comfortable operation during slope works.

2. FUEL SHUT OFF BUTTON (not emergency stop)

In case of an emergency, the engine fuel supply is shut off to ensure the safety of workers.

3. DETACHABLE CANOPY

The TOP5-certified canopy can easily be removed without much effort.

4. CYLINDER GUARD

The boom, arm and bucket cylinder guards protect the cylinders from external impact.

5. LED LIGHT

The LED light adds support for operation in dark environment.

6. BATTERY BOX – EASY ACCESS

The battery box is located next to the operator space for easy maintenance.

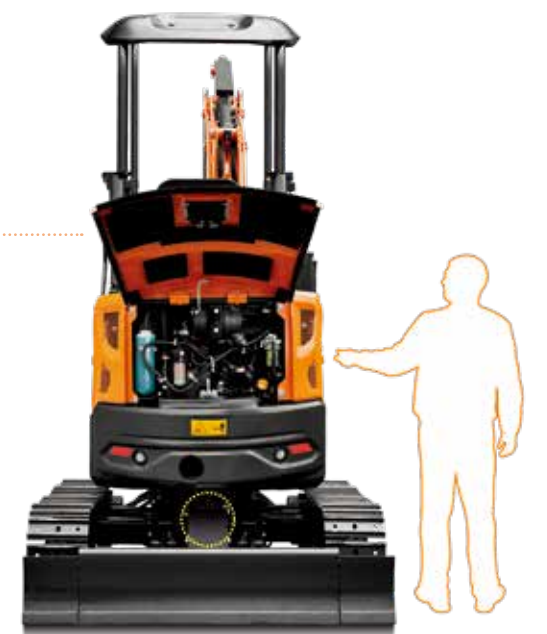


7. OPERATOR COMFORT

The wide adjustable seat provides extra operator comfort and reduced fatigue.

EASY ACCESS FOR MAINTENANCE

The machine was designed with easy maintenance in mind. From single maintenance access for the major component, to checking the fuel gauge and refueling through the lockable cap, all makes daily maintenance easier.



GLOBAL PARTS NETWORK

QUALITY-PROVEN MAIN COMPONENTS

DEVELON provides fast and precise worldwide delivery of genuine DEVELON parts through its global PDC (parts distribution center) network.

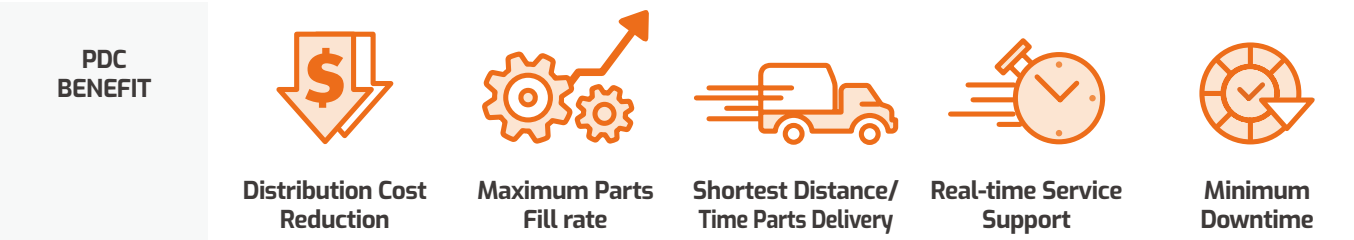


GLOBAL NETWORK

The global network of the GPDC (Global Parts Distribution Center) maximizes its fill rate by making sure that each center is stockpiled with all the critical parts required for businesses in its area. The network also minimizes the time and costs required for parts delivery by positioning PDCs close to major markets around the world. DEVELON PDCs communicate with customers in their time zone, informing them that they are open for operation, and deliver parts to them as early as possible.

THE GLOBAL PARTS DISTRIBUTION CENTER NETWORK

PDCs had been set up as shown below, including Mother PDC in Ansan, Korea. The nine other PDCs include one in China (Yantai), three in USA (Atlanta, Seattle and Miami), two in Europe (Germany and the UK), one in the Middle East (Dubai) and two in Asia (Singapore and Indonesia).



TECHNICAL SPECIFICATION

ENGINE

Model	Yanmar 3TNV70
Rated power (Gross)	10.3 kW (14 ps) @ 2,200 rpm
Max. torque	51.3 N.m @ 1,600 rpm
Displacement	0.854 L

GENERAL SPECIFICATIONS

Operating weight	1,995 kg (with operator 75kg)
Bucket capacity	0.05 m ³
Swing Speed	9.6 rpm
Travel Speed (Low/High)	2.0/3.7 km/h
Gradeability	58 % (30 deg)
Ground Pressure	0.30 kg/cm ²

HYDRAULIC SYSTEM

Maim pump type	Variable displacement piston pump x 2 +gear pump x 1
Main pump Maximum flow	2 x 17.6 L/min + 13.2 L/min
Hydraulic circuit of the working unit	210 kgf/cm ²
Hydraulic travel circuit	210 kgf/cm ²
Hydraulic rotary circuit	166 kgf/cm ²
Fuel Tank	20 L
Hydraulic oil tank	16 L
Cylinder_Boom	60 mm x 35 mm x 439 mm
Cylinder_Arm	55 mm x 35 mm x 425 mm
Cylinder_Bucket	55 mm x 30 mm x 315 mm

STANDARD & OPTION

STANDARD EQUIPMENT

- Boom & Arm**
 - 1.1 Arm
- Cabin & Interior**
 - 4 pillar canopy (ROPS/TOPS)
- Others**
 - 230 mm Rubber Show

OPTIONAL EQUIPMENT

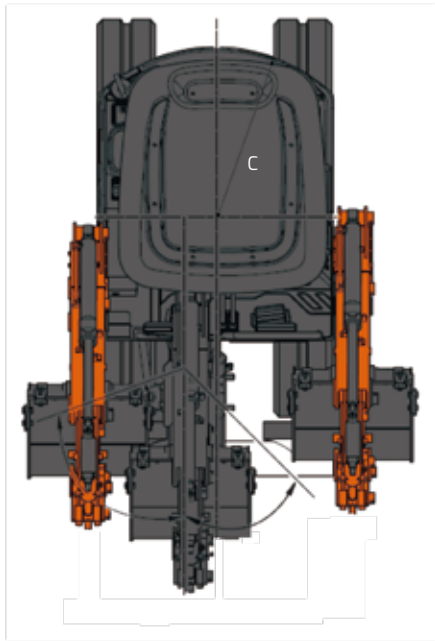
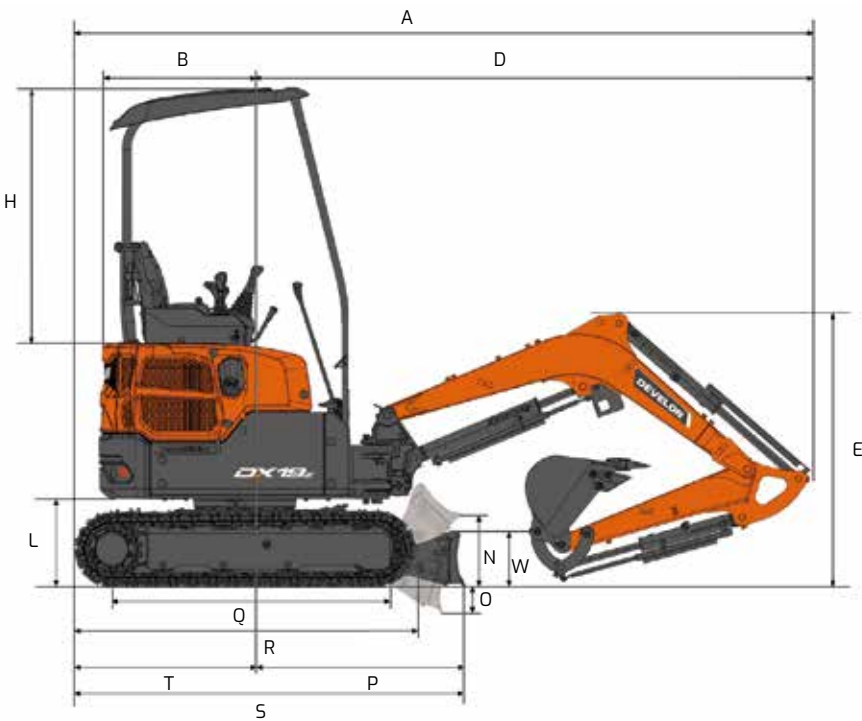
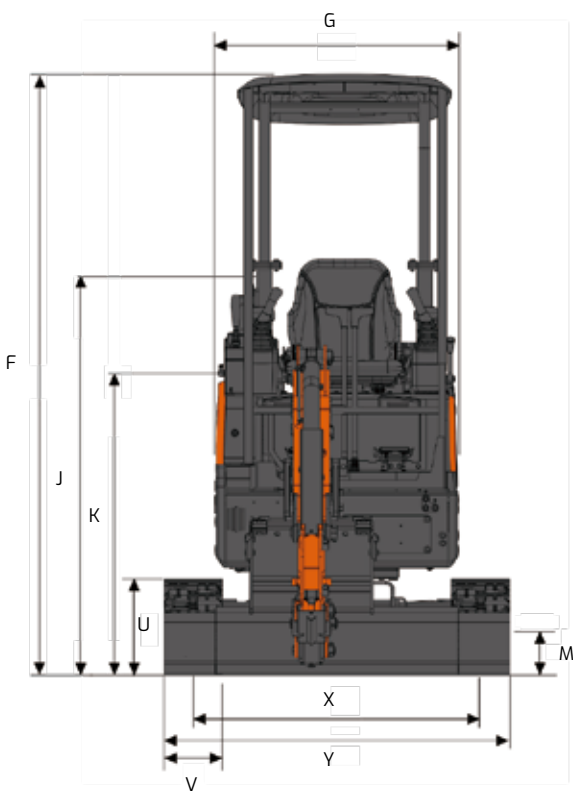
- Boom & Arm**
 - 0.95 Arm
- Cabin & Interior**
 - 2 Pillar Canopy
- Safety**
 - FOGS GUARD
- Others**
 - 230 mm Shoe
 - Arm Cylinder Guard
 - Bucket Cylinder Guard
 - Two-way Piping



DIMENSIONS

DIMENSIONS

Description	Unit	DX19Z-7B
Boom Type	mm	1,725
Arm Type	mm	1,100
Bucket Type (ISO)	m ³	0.05
Max. digging reach	A mm	3,810
Max. digging reach (ground)	B mm	3,705
Max. digging depth	C mm	2,180
Max. digging height	D mm	3,680
Max. dump height	E mm	2,650
Min. dump height	F mm	1,045
Min. swing radius (boom swing)	G mm	1,528 (1,333)
Tail swing radius	mm	690
Max. bucket pin height	H mm	3,192
Max. vertical wall depth	I mm	965
Max. radius vertical	J mm	3,255
Min. digging reach	K mm	60 (205)
Boom swing angle (left)	L deg(°)	45
Boom swing angle (right)	M deg(°)	70
Boom offset (right)	N mm	513
Boom offset (left)	O mm	553



WORKING RANGE

WORKING RANGE

Description	Unit	DX19Z-7B
Boom Type	mm	1,725
Arm Type	mm	1,100
Bucket Type (ISO)	m ³	0.05
Overall length	A mm	3,476
Rear length	B mm	690
Tail swing radius	C mm	690
Front length	D mm	2,665
Overall height (boom)	E mm	1,255
Overall height (over cab)	F mm	2,360
Upperstructure width	G mm	950
Cabin height above bonnet	H mm	1,209
Ground~lower canopy structure	I mm	1,605
Ground~joystic top	J mm	1,521
Ground~sip	K mm	1,279.5
Counter weight clearance	L mm	419

Description	Unit	DX19Z-7B
Ground clearance	M mm	170
Dozer blade max. lifting height	N mm	251
Dozer blade max. lowering depth	O mm	234
Distance to dozer blade	P mm	1,045
Bucket to dozer distance	mm	216
Tumbler distance	Q mm	1,258
Track length	R mm	1,612
Undercarriage length with dozer	S mm	1,847
Swing center to track distance	T mm	802
Track height	U mm	356
Shoe width	V mm	230
Dozer blade height	W mm	265
Track gauge (track extended)	X mm	720(1,130)
Overall width (track extended)	Y mm	950(1,360)

