



Innovation on 8 wheels **SERIES RR**





Outstanding visibility

The foundation for high-quality compaction

With their well-conceived design, a modern, spacious panoramic cabin and many creative refinements, the RR series pneumatic tyre rollers provide the best possible overview and maximum user-friendliness. Whether with a cabin or an open operator's platform - the operator has an outstanding view of the machine and construction site at all times. A special feature of the compact pneumatic tyre rollers is their asymmetric frame. It ensures an unobstructed view of the outer edges of the front and rear wheels.

Fully glazed, well-appointed panoramic cabin with generous interior.

Compact machine dimensions allow optimum overview of all areas directly in front of and behind the roller.

Tyre illumination for precise compaction.

Bright working lights, with LED or halogen lamps.



In the RR, every driver can arrange their optimum workspace - the essential prerequisite for healthy, concentrated working.

Comfort right from the start

Get in and be comfortable

Drivers can climb aboard the RR series rollers safely and easily from either side via a wide accessway with large steps. At the heart of the workspace is the seat-operating unit with its integrated steering column that offers maximum freedom of movement and great flexibility.

The driver can adjust the spring-mounted driver's seat and the armrests. The tilt of the dashboard with steering wheel is also adjustable to suit individual preferences. This means that every driver will very quickly find a comfortable, ergonomically advantageous and healthy working position in this roller.

The seat-operating unit can be rotated by 90° in either direction, locked and moved up to the outer edge of the platform for the best possible view of the sides as well as the area behind the roller - including an optimum view of the outer wheels.

Many agreeable details round out the comfortable workspace, including 12V sockets, ample storage space and numerous fresh air nozzles as part of the standard specification.

The tilt of the dashboard and steering wheel can be individually adjusted.

Intelligently arranged nozzles supply fresh air to the cabin at all times and ensure clear windows.

Generous leg room makes for comfortable seating.

The seat can be moved to either side, with a swivelling option available. At the same time, the dashboard always remains in the driver's field of vision.

Spacious storage compartments for tidiness and safety.



Clear field of vision in all directions



Modern operation - safe operation: In the RR, the brake pedal is located on the seat-operating unit. As a result, it is always easily accessible, regardless of the sitting position. This helps to promote maximum possible safety.

Thanks to its outstanding visibility and powerful brakes, the RR is an extremely safe pneumatic tyre roller.


Sturdy grab handles on both sides enable easy mounting and dismounting.

Compact design – good visibility

With their modern design and spacious driver platform, the RR series rollers are clearly laid out, user-friendly and compact. Whether from the cabin or from the open driver platform with ROPS – the operator has an excellent overview of the machine and construction site at all times.

Asymmetric frame

A special feature of the RR is its asymmetric frame. It is a hallmark and quality benefit in one, because the design in symmetry with the wheel sets provides a clear view of all outer wheels – in addition to the excellent overview of the construction site.



The driver sits on the left or right of the platform while compacting, looking past the engine cover or water tank respectively. This means that he has the construction site in view at all times.

Safely to the destination

A compact design for safe operation

The compact design of the RR, the shape of the engine cover and tank plus the high sitting position provide a workspace with an unobstructed view - to the front, and to the rear. Persons and objects are spotted in good time. At the same time the roller fulfils the latest, stringent field of vision requirements in their entirety.

Impressive braking power

With its powerful disc brakes, the RR280 can be rapidly and safely brought from full speed to a standstill, even when carrying the maximum ballast load.

With optimum safety in mind, the brake pedal is integrally arranged on the seat operating unit in such a way that the driver can find it in the same place in every working position and stop the roller immediately.



Of course, the braking power of the RR series pneumatic tyre rollers can be applied with great sensitivity because the electronically assisted drive control ensures gentle braking and acceleration - the basis for smooth asphalt paving with no bumps or hollows.





First-class compaction

Satisfies even the most exacting requirements



The RR's powerful, hydrostatic rear-axle drive combined with a sensitive control system allows the right speed to be set in every working situation. For example, the prescribed working speed can be conveniently set using a pre-selection wheel on the armrest. This is crucial for homogenous and thus high-quality compaction. Added to this is the intelligent drive control. It enables gentle, even acceleration and braking. This helps prevent unevenness during compaction and results in increased compaction quality.

The efficient water sprinkling system prevents asphalt adhering to the wheels. When working with hard-to-compact asphalt or under challenging operating conditions, the additive sprinkling system ensures high quality.

The ingenious front-axle design ensures proper levelling between both wheel pairs at all times so that the load is distributed evenly across the substrate.

Using the tyre inflation system, the tyre pressure can be varied from 4 to 8 bar to adjust the footprint.





- 1 >> CABIN**
Panoramic cabin with all-round view and ROPS & FOPS. Split doors are available as an option. Integrated sunscreen. Plenty of headroom. Two sockets (12 V) along with two drinks holders and storage compartments as standard.
- 2 >> OPERATION**
Ergonomically optimised operator's platform with manually sliding seat-operating unit (swivelling option available); wide range of adjustment possibilities. Language-neutral design. Joystick for convenient travel. Armrest hinged for entering and leaving (option).
- 3 >> SERVICING ACCESS**
The accessway to the operator's platform can be easily folded down, turning it into an accessway for servicing. Very safe access to the engine, with three large footplates.
- 4 >> LIGHTING**
Bright working spotlights on the cabin. Halogen lights fitted as standard. Tyre illumination (optional).
- 5 >> AIR CONDITIONING AND VENTILATION**
Air conditioning (option). Air outlets for agreeable temperature control and supply of fresh air. Ventilation slots for fast de-icing.
- 6 >> OVERLAPPING TRACKS**
Complete, even compaction thanks to generous overlapping of tyre tracks.

- 7 >> ASYMMETRIC FRAME**
Asymmetric frame, corresponding to the position of the wheel sets. Ensures clear view of the outer edges of the wheel sets.
- 8 >> HYDROSTATIC DRIVE**
Hydrostatic rear-axle drive with modern drive control for automotive travel.
- 9 >> DRIVE CONTROL**
Safe drive control via joystick and steering wheel. Pre-selection of maximum speed as standard. Automatic system for gentle acceleration and braking. High top speed.
- 10 >> DISC BRAKES**
Option. Powerful braking system with discs on the front axle for machines from 20 t maximum weight upwards. Deceleration values well above specified requirements - even with maximum ballast.
- 11 >> WHEEL SUSPENSION SYSTEM WITH LEVELLING FEATURE**
Special wheel suspension system for uniform pressure distribution over the working surface, irrespective of ground conditions. Levelling on the front axle between both wheel pairs.
- 12 >> TYRE INFLATION SYSTEM**
Option. Speedy adjustment of tyre pressure from the operator's platform, even while compacting.

The technical highlights at a glance

VISIBILITY
Excellent overview of the machine and construction site from every sitting position for safe, high-quality compaction.

SAFETY
Extremely powerful braking system for maximum safety.



LARGE DRIVER PLATFORM / CABIN
Spacious, high panoramic cabin or driver platform.

BALLASTING CONCEPT
Variable ballasting concept for fast, optimum equipping of the machine.

EASY SERVICING
Convenient accessway to the operator's platform, can be easily folded down. Large footplates provide quick and easy access to the maintenance platform on the engine.



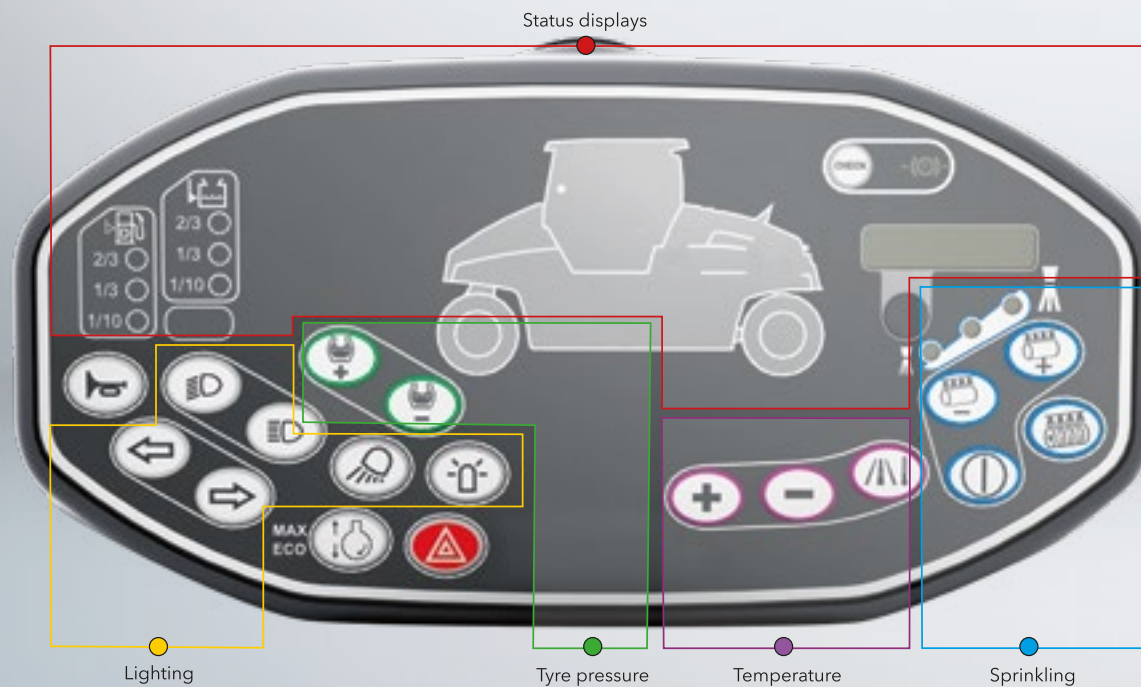
- 13 >> ENGINE**
Future-proof, water-cooled engines with Tier 3 exhaust post-treatment in accordance with the applicable regulations. Low-noise, environment-friendly operation.
- 14 >> ELECTRONIC MACHINE MANAGEMENT SYSTEM (EMMS)**
Electronic machine management system for monitoring all engine and vehicle functions. Automatic adjustment of both drive and engine speed to the prevailing operating conditions. Significant reduction in fuel consumption exhaust and noise emissions.
- 15 >> ASC**
Option. Anti-slip control for optimum traction on various ground surfaces and at different temperatures.
- 16 >> BALLASTING**
Variable ballasting concept. Large ballast space. Easy loading and unloading. Ballasting can be carried out with various materials and weights.
- 17 >> SELF-BALLASTING**
Facility for self-ballasting in closed-bottom ballast space, volume 2m³.
- 18 >> THERMAL APRONS**
Option. Speeds up tyre warming and guards against cooling. Easy mounting.

- 19 >> ADDITIVE SPRINKLING**
Option. Large additive tank with fill level monitoring. Additive sprinkled via water spray system, dosing in various mixing ratios. Mixing takes place only on the roller, hence no separation. Switching between water and additive possible at any time from driver's seat.
- 20 >> WATER TANK**
Large water tank. Volume can be used for sprinkling as well as for weight increase.
- 21 >> ADDITIONAL WATER TANK**
Option. Tank with additional 1,500 L volume for use as water reservoir and for extra weight. With standard filler neck and C-pipe connection for fast filling. Includes water outlet.
- 22 >> EDGE PRESSING AND CUTTING EQUIPMENT**
Option. Enables precise edge finishing. Positioned at the right rear, clearly visible. Track indicator for clean chamfering of the roadway included. Various cutting wheels and pressing rollers available.
- 23 >> COMPACTION QUALITY SYSTEM MODULES**
Option. Modules for measuring, documenting and analysing compaction processes. Temperature Meter (TM) for the measurement and display of asphalt surface temperature. Navigator for comprehensive compaction control and documentation.
- 24 >> SCRAPER**
Option. Plastic carrier to hold brushes or coconut fibre inserts.

Series RR



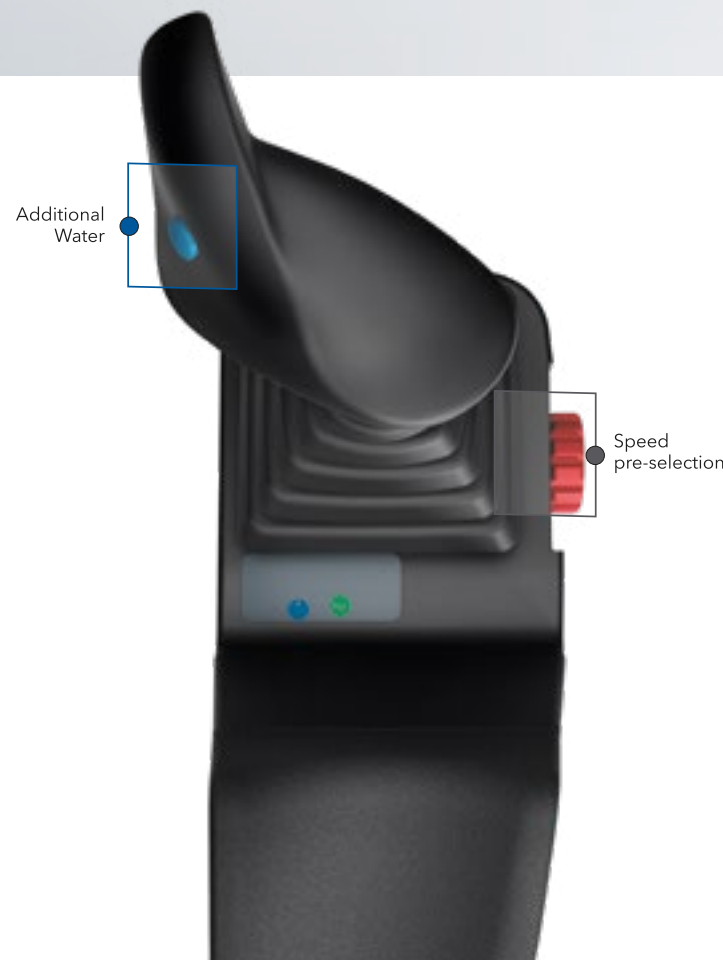
Simple and intuitive operation



Logical, simple and user-friendly

With their clearly laid-out operator's platform, the RR series pneumatic tyre rollers fit right into range of ergonomically optimised rollers. For example, frequently needed operating and display elements are placed on the dashboard. This means they are always in the driver's field of vision. The few switches are logically arranged in the operator's platform with a clear structure. Moreover, all displays are language-neutral, making operation of the rollers very simple and easy to master.

The RR series rollers are controlled with a steering wheel. Drive control is by means of a joystick on the right armrest. The RR180 / RR280 are thus operated like a tandem roller. Construction companies can thus deploy their personnel flexibly on both roller types without the need for a familiarisation period.



The RR's weight can be simply and flexibly adjusted using prefabricated ballast bodies.

Intelligent ballasting concept

Utmost flexibility

In order to quickly outfit the RR with the perfect weight for each task, an intelligent ballasting concept has been developed. It enables modification to a different operating weight in the user's workshop or even on the construction site.

At the heart of it are the large ballast spaces located between the wheel sets, and an open-bottom compartment frame with inserts. Loading and unloading can be carried out with minimal effort: prefabricated steel, magnetite or concrete ballast bodies are inserted and removed through the open-bottom frame using a fork-lift truck, for example. Wacker Neuson offers a range of ballast body kits of various sizes for this purpose. They enable different weights to be achieved.

There is also a model with a large ballast space (2 m³) for self-ballasting. As an option, an additional water tank with a volume of 1,500 l is available for all RR series rollers. It can be used as a water reservoir and also for extra weight. The additional water tank is linked to the standard water tank via interconnecting pipework. As an option, the water tank is also available with a C-pipe connection for fast filling.

Quality thanks to even weight distribution

Because the ballast spaces are located in the centre of the machine, the weight is always evenly distributed over both axles - perfect conditions for optimum compaction quality. Here, the loads vary between 1.25 and 3.5t per wheel.



Efficient maintenance

User-friendly and simple

Daily maintenance is carried out in minutes, leaving plenty of time for compaction.

A rail on the maintenance side of the engine ensures safety when carrying out routine checks.

Large footplates provide quick and easy access to the maintenance platform on the engine.

Easy access

Easy servicing is a key characteristic of the RR series pneumatic tyre rollers: all maintenance work can be carried out on one side of the engine. Topping up is also quick and easy thanks to convenient access to the water and diesel tank filler necks.

All manual operations can be safely performed even in the dark because the cabin/roof lamps provide good illumination of the engine compartment. To ensure fast and thorough servicing Conplant's service technicians use a service diagnostic tool. The interface for this system is located in the compartment found in the multifunction armrest.

Low maintenance

Long maintenance intervals and few maintenance items are good indicators of mature technology. During routine service and maintenance, the RR series rollers stand out for their ease of access to vital points and wide-opening engine cover.

Environment-friendly engines

In the RR series, the RR180 and RR280 models come equipped with Tier 3 engine technology. This state-of-the-art combustion engineering allows them to fulfil the applicable legal requirements in different regions.

Proven and highly regarded all over the world

Outstanding performances in earthwork and asphalt construction



With their large tanks and robust engineering, the RR series rollers are exceptionally productive. They always get the job done reliably and safely, even on large construction sites. The range of potential applications extends from soil stabilisation and cold recycling to landscape gardening as well as final compaction and surface sealing in asphalt construction. The tyre pressure, machine weight, additive mixing and quantity as well as the top speed can be very easily adjusted to suit the application. Diverse options are also available for equipping the driver platform to suit all climatic zones.

The large water and diesel tanks have sufficient volume for an uninterrupted day's work.

The carriers can hold different scrapers, e.g. plastic scrapers and brushes without inserts or with coconut fibre inserts.

Anti-slip control ensures optimum traction when working in uneven terrain as well as on surfaces with varying temperatures.



WACKER NEUSON PTY LTD

142-148 Atlantic Drive
Keysborough VIC 3173
Tel: 03 9549 0000
www.wackerneuson.com



**WACKER
NEUSON**

**Under exclusive agreement with Wacker Neuson.
Distributed by Conplant.**

SYDNEY

🏠 25 York Road
Ingleburn NSW 2565
☎ [02] 9933 3100

PERTH

🏠 38 Truganina Road
Malaga WA 6090
☎ [08] 9224 9900

SUNSHINE COAST

🏠 21 Avian Street
Kunda Park QLD 4556
☎ [07] 3287 0585

COFFS HARBOUR

🏠 29 Isles Drive
Coffs Harbour NSW 2450
☎ [02] 9933 3170

HUNTER VALLEY

🏠 Lot 10 Johnson Avenue
Weston NSW 2326
☎ [02] 9933 3180

ADELAIDE

🏠 44 Plymouth Road
Wingfield SA 5013
☎ [08] 9224 9950

MELBOURNE

🏠 20-34 Walpole Parade
Norlane VIC 3214
☎ 1300 166 166
☎ 0475 522 244

BRISBANE

🏠 Empire Industrial Estate
240 Peachey Road
Yatala QLD 4207
☎ [07] 3287 0500

DUBBO

🏠 32 Purvis Lane
Dubbo NSW 2830
☎ [02] 9933 3180

TOOWOOMBA

🏠 13129 New England Hwy
Cambooya QLD 4358
☎ Sales: 0437 266 266
☎ Ops: 0427 763 947

Conplant 