



## Innovation on 8 wheels **SERIES RR**



# Outstanding visibility

The foundation for high-quality compaction

Fully glazed, well-appointed panoramic cabin with generous interior.

Compact machine dimensions allow optimum overview of all areas directly in front of and behind the roller.








With their well-conceived design, a modern, spacious panoramic cabin and many creative refinements, the RR series pneumatic tyre rollers provide the best possible overview and maximum user-friendliness. Whether with a cabin or open operator's platform - the operator has an outstanding view of the machine and construction site at all times. A special feature of the compact pneumatic tyre rollers is their asymmetric frame. It ensures an unobstructed view of the outer edges of the front and rear wheels.

◇ Bright working lights,  
with LED or halogen lamps.

◇ Tyre lighting  
for precise compaction.





The tilt of the dashboard and steering wheel can be individually adjusted.

Intelligently arranged nozzles supply fresh air to the cabin at all times and ensure clear windows.

The seat can be moved to either side, with a swivelling option available. At the same time, the dashboard always remains in the driver's field of vision.

Generous legroom makes for comfortable seating.





In the RR280, every driver can arrange their optimum workspace - the essential prerequisite for healthy, concentrated working.

## Comfort right from the start


### Get in and be comfortable

Drivers can climb aboard the RR series rollers safely and easily from either side via a wide accessway with large steps. At the heart of the workspace is the seat-operating unit with its integrated steering column that offers maximum freedom of movement and great flexibility.

The driver can adjust the spring-mounted driver's seat and the armrests. The tilt of the dashboard with steering wheel is also adjustable to suit individual preferences. This means that every driver will very quickly find a comfortable, ergonomically advantageous and healthy working position in this roller.

The seat-operating unit can be rotated by 90° in either direction, locked and moved up to the outer edge of the platform for the best possible view of the sides as well as the area behind the roller - including an optimum view of the outer wheels.

Many agreeable details round out the comfortable workspace, including 12V sockets, ample storage space and numerous fresh air nozzles as part of the standard specification.



Spacious storage compartments for tidiness and safety.



## Clear field of vision in all directions



### Compact design – good visibility

With their modern design and spacious driver platform, the RR series rollers are clearly laid out, user-friendly and compact. Whether from the cabin or from the open driver platform with ROPS – the operator has an excellent overview of the machine and construction site at all times.

### Asymmetric frame

A special feature of the RR280 is its asymmetric frame. It is a hallmark and quality benefit in one, because the design in symmetry with the wheel sets provides a clear view of all outer wheels – in addition to the excellent overview of the construction site.



The driver sits on the left or right of the platform while compacting, looking past the engine cover or water tank, respectively. This means that he has the construction site in view at all times.



Modern operation - safe operation: In the RR280, the brake pedal is located on the seat-operating unit. As a result, it is always easily accessible, regardless of the sitting position.

Thanks to its outstanding visibility and powerful brakes, the RR is an extremely safe pneumatic tyre roller.

Sturdy grab handles on both sides enable easy mounting and dismounting.

## Safely to the destination

### A compact design for safe operation

The compact design of the RR280, the shape of the engine cover and tank plus the high sitting position provide a workspace with an unobstructed view - to the front, and to the rear. Persons and objects are spotted in good time. At the same time the roller fulfils the latest, stringent field of vision requirements in their entirety.

### Impressive braking power

With its powerful disc brakes, the RR280 can be rapidly and safely brought from full speed to a standstill, even when carrying the maximum ballast load.




With optimum safety in mind, the brake pedal is integrally arranged on the seat operating unit in such a way that the driver can find it in the same place in every working position and stop the roller immediately.

Of course, the braking power of the RR series pneumatic tyre rollers can be applied with great sensitivity because the electronically assisted drive control ensures gentle braking and acceleration - the basis for smooth asphalt paving with no bulges or undulations.



# First-class compaction

Satisfies even the most exacting requirements



The ingenious front-axle design ensures that the wheels are level at all times so that the load is distributed evenly across the substrate.



The Easy Drive operating concept received the Universal Design Award in 2016.








The RR's powerful, hydrostatic rear-axle drive combined with a sensitive control system allows the right speed to be set in every working situation. For example, the prescribed working speed can be easily set using a wheel on the control panel - this is crucial for homogenous compaction. Added to this is the intelligent drive control. It enables gentle, even acceleration and braking. This promotes even compaction and results in higher compaction quality.

The efficient water sprinkling system prevents asphalt adhering to the wheels. When working with hard-to-compact asphalt or under challenging operating conditions, the additive sprinkling system ensures high quality.



Using the tyre inflation system, the tyre pressure can be varied from 4 to 8 bar to adjust the footprint.



1

#### ►► CABIN

Panoramic cabin with all-round view and ROPs. Split doors are available as an option. Integrated sunscreen. Plenty of headroom. Two sockets (12 V) along with two drinks holders and storage compartments as standard.

2

#### ►► EASY DRIVE OPERATING CONCEPT

Ergonomically optimised operator's platform with mechanically moving seat-operating unit (swivelling option available); wide range of adjustment possibilities. Language-neutral design. Multifunction armrest with joystick for intuitive control of the most important functions; hinged for easy entering and leaving (option).

3

#### ►► SERVICING ACCESS

The accessway to the operator's platform can be easily folded down, turning it into an accessway for servicing. Very safe access to the engine, with three large footplates.

4

#### ►► LIGHTING

Bright working spotlights on the cabin. Halogen lights fitted as standard. Tyre lighting (optional).

5

#### ►► AIR CONDITIONING AND VENTILATION

Air conditioning (option). Air outlets for agreeable temperature control and supply of fresh air. Ventilation slots for fast de-icing.

6

#### ►► OVERLAPPING TRACKS

Complete, even compaction thanks to generous overlapping of tyre tracks.

7

#### ►► ASYMMETRIC FRAME

Asymmetric frame, corresponding to the position of the wheel sets. Ensures clear view of the outer edges of the wheel sets.

8

#### ►► HYDROSTATIC DRIVE

Hydrostatic rear-axle drive with modern drive control for automotive travel.

9

#### ►► DRIVE CONTROL

Safe drive control via joystick and steering wheel. Pre-selection of maximum speed as standard. Soft ramps for gentle braking and acceleration. Very high top speed.

10

#### ►► DISC BRAKES

Option. Powerful braking system with discs on the front axle for machines from 20 t maximum weight upwards. Deceleration values well above specified requirements - even with maximum ballast.

11

#### ►► WHEEL SUSPENSION SYSTEM WITH LEVELLING FEATURE

Special wheel suspension system for uniform pressure distribution over the working surface, irrespective of ground conditions. Front wheel suspension levelling by means of two swingarms between the front wheel pairs.



# The technical highlights at a glance

## VISIBILITY

Excellent overview of the machine and construction site from every sitting position for safe, high-quality compaction.

## SAFETY


Extremely powerful braking system for maximum safety.



# RR



**WACKER  
NEUSON**



#### **LARGE DRIVER PLATFORM / CABIN**

Spacious, high panoramic cabin  
or driver platform.

#### **BALLASTING CONCEPT**

Variable ballasting concept for fast,  
optimum equipping of the machine.

#### **EASY SERVICING**

Convenient accessway to the operator's  
platform, can be easily folded down.  
Large footplates provide quick and easy access  
to the maintenance platform on the engine.





12

#### ▶▶ TYRE INFLATION SYSTEM

Option. Speedy adjustment of tyre pressure from the operator's platform, even while compacting.

13

#### ▶▶ ENGINE

Future-proof, water-cooled engines with advanced exhaust post-treatment in accordance with the applicable regulations. Low-noise, environment-friendly operation.

14

#### ▶▶ ELECTRONIC MACHINE MANAGEMENT SYSTEM (EMMS)

Electronic machine management system for monitoring all engine and vehicle functions. Automatic adjustment of both drive and engine speed to the prevailing operating conditions. Significant reduction in fuel consumption, exhaust and noise emissions.

15

#### ▶▶ ANTI-SLIP CONTROL (ASC)

Option. Anti-slip control for optimum traction on various ground surfaces and at different temperatures.

16

#### ▶▶ BALLASTING

Variable ballasting concept. Large ballast space. Easy loading and unloading. Ballasting can be carried out with various materials and weights. The basic machine can be ballasted with up to 17 t.

17

#### ▶▶ SELF-BALLASTING

Facility for self-ballasting in closed-bottom ballast space, volume 2m³.

18

#### ▶▶ THERMAL APRONS

Option. Speeds up tyre warming and guards against cooling. Easy mounting.

19

#### ▶▶ ADDITIVE SPRINKLING

Option. Large additive tank with fill level monitoring. Additive sprinkled via water spray system, dosing in various mixing ratios. Mixing takes place only on the roller, hence no separation. Switching between water and additive possible at any time from driver's seat.

20

#### ▶▶ WATER TANK

Large water tank. Volume can be used for sprinkling as well as for weight increase.

21

#### ▶▶ ADDITIONAL WATER TANK

Option. Tank with additional 1,500 L volume for use as water reservoir and for extra weight. With standard filler neck and C-pipe connection for fast filling. Includes water outlet.

22

#### ▶▶ EDGE PRESSING AND CUTTING EQUIPMENT

Option. Enables precise edge finishing. Positioned at the right rear, clearly visible. Track indicator for clean chamfering of the roadway included. Various cutting wheels and pressing rolls available.

23

#### ▶▶ COMPACTION QUALITY SYSTEM MODULES

Option. Modules for measuring, documenting and analysing compaction processes. Temperature Meter (TM) for the measurement and display of asphalt surface temperature. Navigator for comprehensive compaction control and documentation.

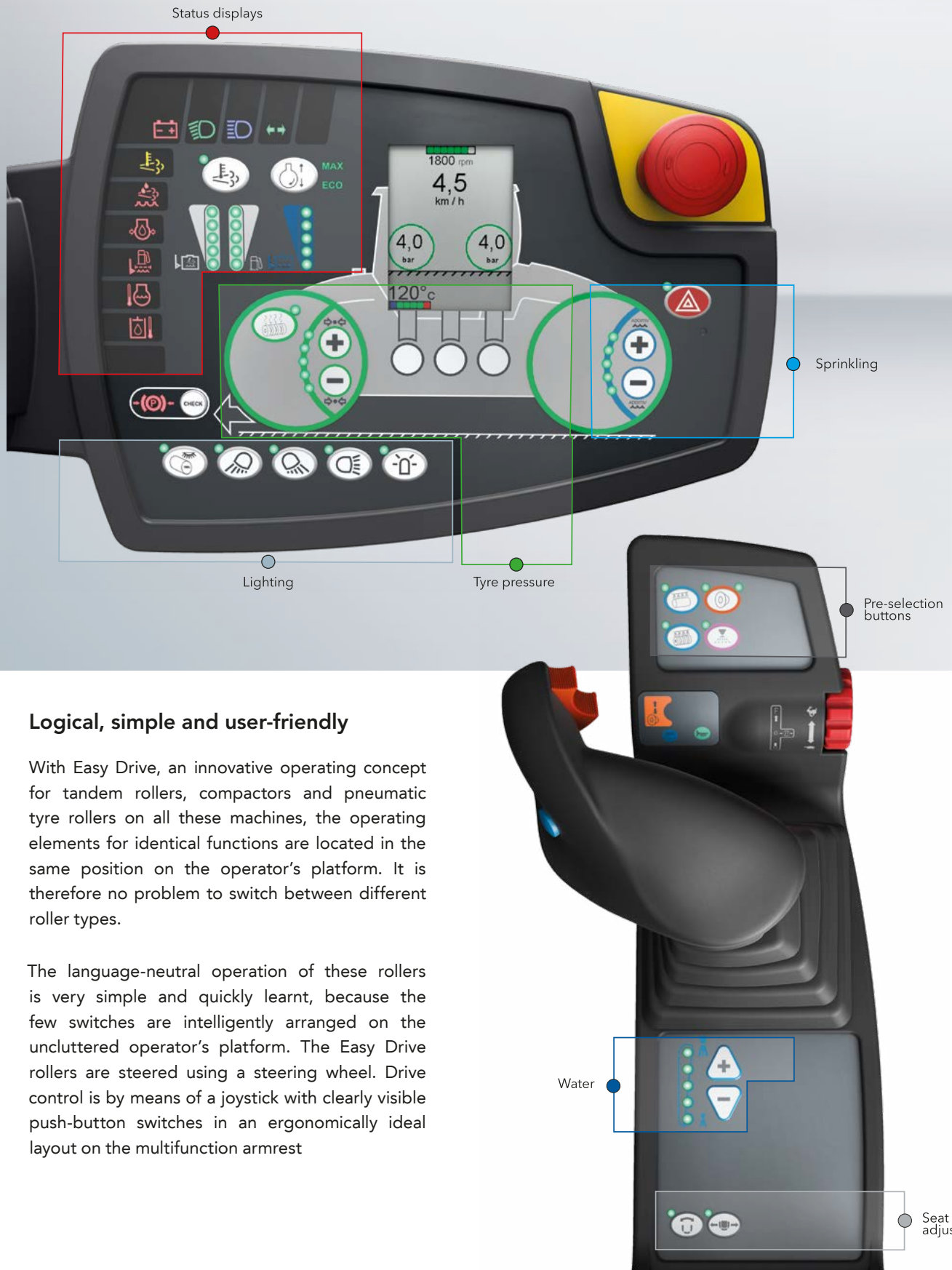
24

#### ▶▶ SCRAPERS

Option. Plastic carrier to hold brushes or coconut fibre inserts.



# Easy Drive: Simple and intuitive

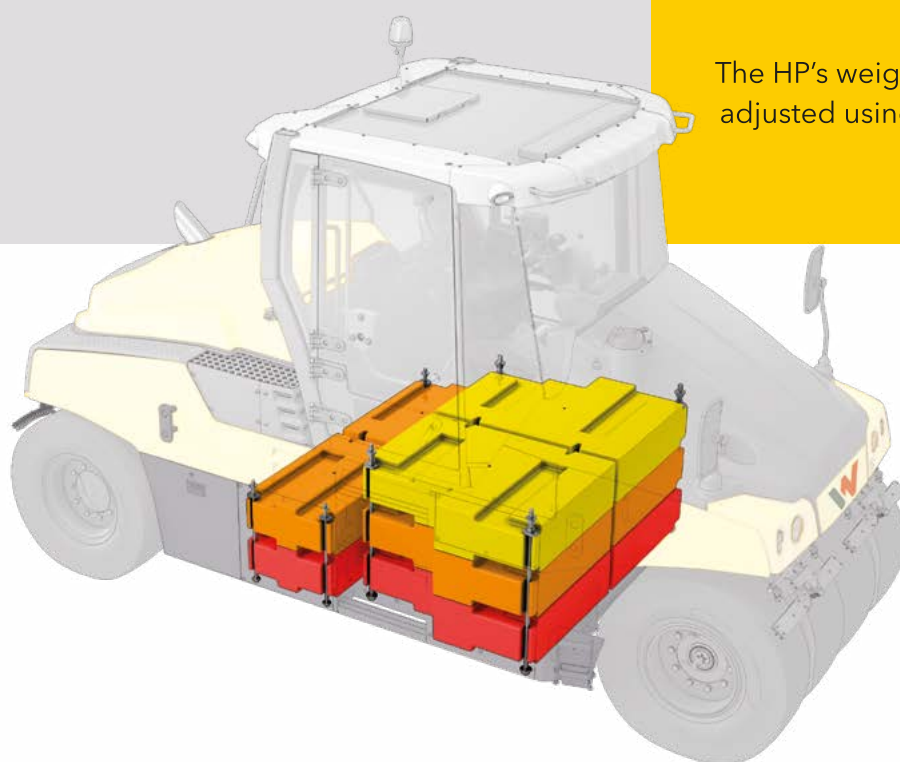


## Logical, simple and user-friendly

With Easy Drive, an innovative operating concept for tandem rollers, compactors and pneumatic tyre rollers on all these machines, the operating elements for identical functions are located in the same position on the operator's platform. It is therefore no problem to switch between different roller types.

The language-neutral operation of these rollers is very simple and quickly learnt, because the few switches are intelligently arranged on the uncluttered operator's platform. The Easy Drive rollers are steered using a steering wheel. Drive control is by means of a joystick with clearly visible push-button switches in an ergonomically ideal layout on the multifunction armrest





The HP's weight can be simply and flexibly adjusted using prefabricated ballast bodies.

## Intelligent ballasting concept

### Utmost flexibility

In order to quickly outfit the RR with the perfect weight for each task, an intelligent ballasting concept has been developed. It enables modification to a different operating weight in the user's workshop or even on the construction site.

At the heart of it are the large ballast spaces located between the wheel sets, and an open-bottom compartment frame with inserts. Loading and unloading can be carried out with minimal effort: prefabricated steel, magnetite or concrete ballast bodies are inserted and removed through the open-bottom frame using a fork-lift truck, for example. Wacker Neuson offers a range of ballast body kits of various sizes for this purpose. They enable different weights to be achieved.

There is also a model with a large ballast space (2 m<sup>3</sup>) for self-ballasting. As an option, an additional water tank with a volume of 1500 l is available for all RR series rollers. It can be used as a water reservoir and also for extra weight. The additional water tank is linked to the standard water tank via interconnecting pipework. As an option, the water tank is also available with a C-pipe connection for fast filling.

### Quality thanks to even weight distribution

Because the ballast spaces are located in the centre of the machine, the weight is always evenly distributed over both axles - perfect conditions for optimum compaction quality. Here, the loads vary between 1.25 and 3.5 t per wheel.

# Efficient maintenance

User-friendly and simple

A rail on the maintenance side of the engine ensures safety when carrying out routine checks.



## Easy access

Easy servicing is a key characteristic of the HP series pneumatic tyre rollers: all maintenance work can be carried out on one side of the engine. Topping up is also quick and easy thanks to convenient access to the water and diesel tank filler necks.

All manual operations can be safely performed even in the dark because the cabin/roof lamps provide good illumination of the engine compartment. To ensure fast and thorough servicing, HAMM uses the WIRTGEN GROUP's service diagnostic tool WIDIAG. The interface for this system is easily accessible in the multifunction armrest.





Daily maintenance is carried out in minutes. This leaves plenty of time for compaction.



Large footplates provide quick and easy access to the maintenance platform on the engine.

### Low maintenance

Long maintenance intervals and few maintenance items are good indicators of mature technology. During routine service and maintenance, the HP series rollers stand out for their ease of access to vital points and wide-opening engine cover.

### Environment-friendly engines

The HP series rollers come equipped with state-of-the-art engine technology. They are thus ready to meet the requirements of the future while fulfilling the applicable legal requirements with an environment-friendly combustion and exhaust after-treatment system.



# Proven and highly regarded all over the world

Outstanding performances in earthwork and asphalt construction

The large water and diesel tanks have sufficient volume for an uninterrupted day's work.

The carriers can hold different scrapers, e.g. plastic scrapers and brushes without inserts or with coconut fibre inserts.







With their large tanks and robust engineering, the RR series rollers are exceptionally productive. They always get the job done reliably and safely, even on large construction sites. The range of potential applications extends from soil stabilisation and cold recycling to landscape gardening as well as final compaction and surface sealing in asphalt construction. The tyre pressure, machine weight, additive mixing and quantity as well as the top speed can be very easily adjusted to suit the application. Diverse options are also available for equipping the driver platform to suit all climatic zones.



Anti-slip control ensures optimum traction when working in uneven terrain as well as on surfaces with varying temperatures.

#### WACKER NEUSON PTY LTD

142-148 Atlantic Drive  
Keysborough VIC 3173  
Tel: 03 9549 0000  
www.wackerneuson.com



**WACKER  
NEUSON**

**Under exclusive agreement with Wacker Neuson.  
Distributed by Conplant.**

#### SYDNEY

🏠 25 York Road  
Ingleburn NSW 2565  
☎ [02] 9933 3100

#### PERTH

🏠 38 Truganina Road  
Malaga WA 6090  
☎ [08] 9224 9900

#### SUNSHINE COAST

🏠 21 Avian Street  
Kunda Park QLD 4556  
☎ [07] 3287 0585

#### COFFS HARBOUR

🏠 29 Isles Drive  
Coffs Harbour NSW 2450  
☎ [02] 9933 3170

#### HUNTER VALLEY

🏠 Lot 10 Johnson Avenue  
Weston NSW 2326  
☎ [02] 9933 3180

#### ADELAIDE

🏠 44 Plymouth Road  
Wingfield SA 5013  
☎ [08] 9224 9950

#### MELBOURNE

🏠 20-34 Walpole Parade  
Norlane VIC 3214  
☎ [02] 9933 3125

#### BRISBANE

🏠 Empire Industrial Estate  
240 Peachey Road  
Yatala QLD 4207  
☎ [07] 3287 0500

#### DUBBO

🏠 32 Purvis Lane  
Dubbo NSW 2830  
☎ [02] 9933 3180

#### TOOWOOMBA

🏠 13129 New England Hwy  
Cambooya QLD 4358  
☎ Sales: 0437 266 266  
☎ Ops: 0427 763 947

**Conplant** 